



JANUARY 2011 SYNGENTA TURF TECHNICAL UPDATE



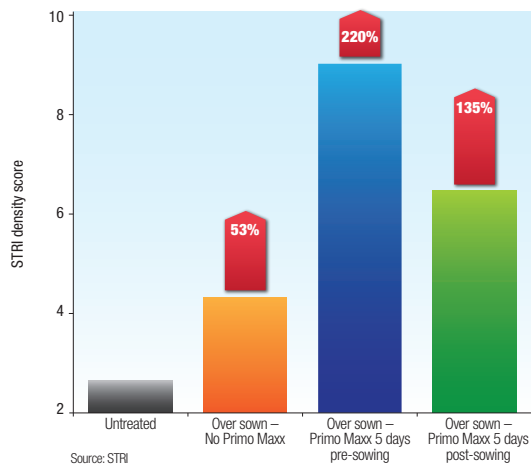
## Achieve greater success with spring over seeding

The success of over seeding to rejuvenate sports pitches and golf courses can be seriously compromised by competition from the existing sward. New research has demonstrated an application of Primo Maxx before sowing can significantly improve seedling establishment and turf cover.

A pre-sowing application of Primo Maxx suppresses growth of the existing turf and enables new seedlings to get established more successfully.

### Fast response with lasting results

Trials on high quality sports turf conducted by the STRI have shown that a treatment of Primo Maxx five days prior to over seeding can achieve the optimum results in seedling take and sward density.

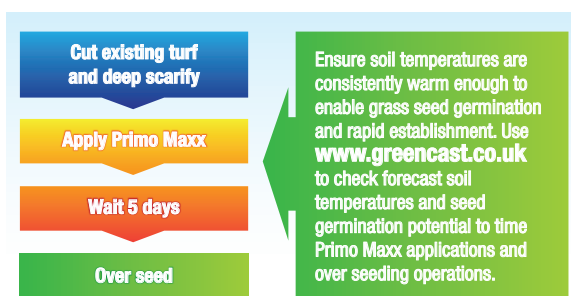


### Benefit of Primo Maxx application to improve over seeding success

Primo Maxx also gave faster results, essential to get turf back in playing condition quicker.

Trial areas treated prior to sowing created far greater sward density within 21 days (pictured right), compared to untreated areas or areas treated after sowing, which produced a reduced level of cover.

Further assessment five weeks after sowing showed sward density in oversown areas without a Primo Maxx treatment was only 6% better than areas with no seeding at all, compared to a 40% improvement with the Primo Maxx and over seeding treatment.



Further Primo Maxx applications after seedling emergence, will encourage greater root production and lateral growth – filling gaps and creating a denser sward. The Maxx formulation is very safe for seedlings for use from the two-leaf stage, with no negative effects on germination or plant development.

Primo Maxx reduces the frequency of cutting required, allowing the new seedlings to establish without disturbance. Typically, raise the height of cut for the first five cuts after seedlings emerge, then gradually reduce to the required mowing height.


### Tackling seedling diseases

Seedling diseases can quickly wipe out delicate turf plants before they have chance to establish. Too high a seed rate, surface moisture and incorrect nutrition will all encourage seedling diseases.

An application of the fungicide Heritage Maxx can also protect new seedlings against a broad-spectrum of diseases.

### Regulation to reduce stress

Research has shown that Primo Maxx makes turf stronger, healthier and more resistant to stress. Stronger rooting also enables turf to better withstand the effects of wear and tear from heavy play. Damage recovery is faster – minimising bare patches and limiting the opportunity for *Poa annua* to establish.



Syngenta Crop Protection UK Ltd. Registered in England No. 849037. CPC4, Capital Park, Fulbourn, Cambridge CB21 5XE  
 Email: [customer.services@syngenta.com](mailto:customer.services@syngenta.com) Web: [www.greencast.co.uk](http://www.greencast.co.uk) / [www.greencast.ie](http://www.greencast.ie)

Heritage Maxx® and Primo Maxx® is a Registered Trademark of a Syngenta Group Company. Heritage Maxx (MAPP 14787, PCS 03978) contains azoxystrobin. (Primo Maxx (MAPP 14780, PCS 02273) contains trinexapac-ethyl). All other brand names used are trademarks of other manufacturers in which proprietary rights may exist. **Always read the label. Use pesticides safely.** © Syngenta AG January 2011. GQ 01418.



Distributed in the UK and Ireland by Scotts Professional  
 The Scotts Company Tel: 01473 201106 Email: [prof.sales@scotts.com](mailto:prof.sales@scotts.com)

TM